





7 CM PLASTIC-RUBBER COMPOSITE SPEED BUMP




7 CM STANDARD VERSION



7 CM HEAVY-DUTY VERSION



YELLOW MOULDED-IN COVER



GLASS BEAD REFLECTORS



REACH CERTIFIED




Advantages +



PLASTIC-RUBBER COMPOSITE
Cost effective, UV-resistant, and very sturdy.



SKIDPROOF SURFACE
Non-slip surface for better grip.



YELLOW MOULDED-IN COVER
Built into the speed bump to stay bright with no peeling or fading. Yellow stays yellow.



180° GLASS BEAD REFLECTORS
Highly visible in all conditions.



INTERLOCKING SYSTEM
Male and female connectors to prevent movement and allow quick installation.



CUSTOM-MADE PACKING
Designed for international shipping, easy storage and delivery.

TYPES	BUILT-IN CHANNEL	MAX. LOAD CAPACITY	OVERALL DIMENSIONS	MOUNTING HARDWARE
Standard version	X	20 tons per axle	Middle part: 500 x 400 x 70 mm (20" x 16"x 2.75") End cap: 250 x 400 x 70 mm (10" x 16" x 2.75")	Coach screw: M12 x 160 mm (M12 x 6") Anchor: Ø 17 x 105 mm (Ø 0.67" x 4.1")
Heavy-duty version	✓	40 tons per axle		

BEST SELLERS